

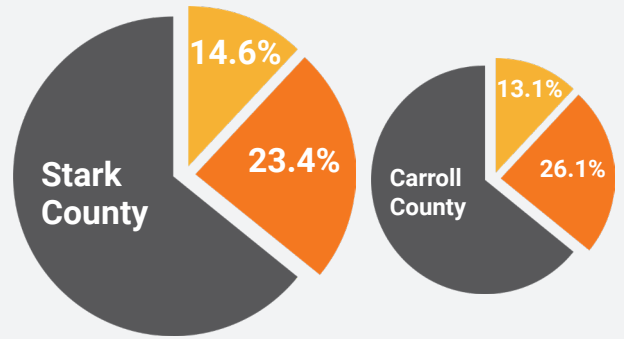


DO YOU KNOW ALICE?

On many levels, Stark and Carroll Counties have high median incomes, quality schools, and prosperous corporations. But look a little more closely at our community and you will find that a growing number of people are barely getting by.

- **14.6% (20,696) Stark and 13.1% (1,409) Carroll County households are poverty level** (the minimum economic level that a family needs for food, clothing transportation, shelter and other necessities).
- **23.4% (35,590) Stark and 26.1% (2,901) Carroll County households are ALICE** (people of all ages and races who go to work each day but still can't be sure they'll be able to put dinner on the table each night).

HOW MANY HOUSEHOLDS ARE STRUGGLING?



COUNTY	HOUSEHOLDS		
	TOTAL	POVERTY	ALICE
Stark	152,210	20,696	35,590
Carroll	11,126	1,409	2,901
	163,336	22,105	38,491

Sources: American Community Survey 2018 and 2020 ALICE Ohio Report



ALICE & FINANCIAL HARDSHIP

The ALICE (Asset Limited, Income Constrained, Employed) population lives, works, and pays taxes, in every community but still can't make ends meet. The ALICE population includes child care workers, mechanics, home health aides, office assistants and more – workers essential to the success of all our communities. They earn more than the Federal Poverty Level but not enough to afford the basic cost of living. ALICE's struggles affect not just single households, but whole communities because the success of a community is directly related to the financial stability of its members.

Rent or electric bill? Food or prescription drug? For far too many hardworking households, impossible decisions such as these are a way of life. When ALICE is forced to make difficult choices, the entire community faces consequences.

The project provides a framework and language for stakeholders to reassess public and corporate policies, then implement changes which will improve the lives of ALICE and their communities. The ultimate goal of this project is to stimulate action that will improve the financial stability of ALICE families and their communities.


ALICE NEEDS YOUR HELP

We all have a vested interest in improving conditions for ALICE. When ALICE can't afford the basics, the costs are high both for these families and for the whole community.

Visit uwstark.org/alice to download the 2020 ALICE Ohio Report. By raising awareness about ALICE and stimulating dialogue among community members and leaders, together we can provide ALICE with new opportunities to succeed.

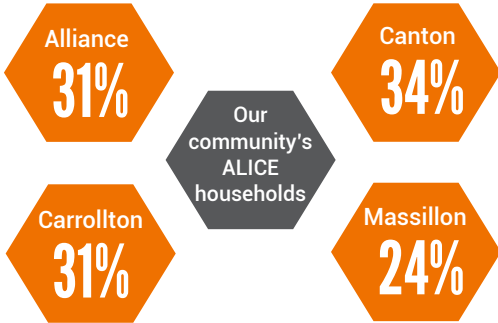


"Even with two earners working full-time at low-wage jobs, it is not only possible but common for households to fall below the ALICE threshold." - 2020 ALICE Ohio Report



WHAT RESEARCH REVEALS

ALICE BY CITY



CITY	HOUSEHOLDS				
	TOTAL	POVERTY		ALICE	
Alliance	8,678	1,995	23%	2,687	31%
Canton	29,652	7,154	24%	9,947	34%
Carrollton	1,299	158	12%	402	31%
Massillon	13,193	2,134	16%	3,180	24%



REASONS WHY ALICE EXISTS

High Cost of Living: The Household Survival Budget, one of four measures, shows that it costs \$67,404 per year - more than double the U.S. poverty rate of \$25,100 per year - for a family of four in Ohio to afford the essentials.

Despite working, ALICE and poverty-level households often need assistance to afford the most basic necessities, and even with assistance, many of these households are unable to make ends meet. This income gap forces families to choose whether to pay an electric bill or fill a prescription, buy food or fill their gas tank.

OHIO HOUSEHOLD SURVIVAL BUDGET, MONTHLY COSTS, 2018

	2 ADULTS, 1 INFANT, & 1 PRESCHOOLER	SINGLE ADULT	SENIOR (1 ADULT)
Housing	\$782	\$542	\$542
Child care	\$1,323	\$0	\$0
Food	\$760	\$251	\$214
Transportation	\$805	\$337	\$291
Health care	\$706	\$217	\$488
Technology	\$75	\$55	\$55
Miscellaneous	\$511	\$165	\$185
Taxes	\$655	\$252	\$258
Monthly Total	\$5,617	\$1,819	\$2,033
Annual Total	\$67,404	\$21,828	\$24,396
Required Hourly Wage	\$16.85/hr for 2 adults	\$10.91/hr	\$12.20/hr

Sources: American Community Survey, Bureau of Labor Statistics (BLS), Internal Revenue Service (IRS), U.S. Census, U.S. Dept. of Agriculture (USDA), U.S. Department of Housing and Urban Development (HUD), U.S. Election Assistance Commission, Ohio Department of Taxation, Ohio Department of Job and Family Services, 2017, and 2020 ALICE Ohio Report.

CHANGING LANDSCAPE OF WORK

In 2018, more than one-third of Ohio's jobs did not pay enough for employees to keep up with the costs of the basic household budget.

Figure 6 illustrates the following trends in wages compared to the cost of living in Ohio from 2007 to 2018.

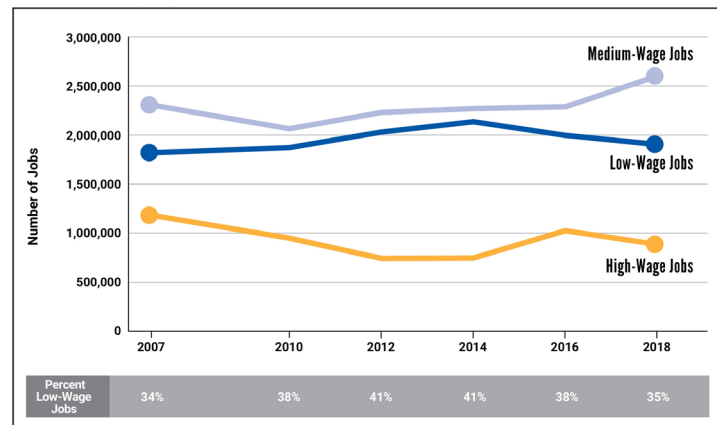
Low-wage jobs are defined as those paying less than the wage needed for two workers to afford the family Household Survival Budget (which includes costs for two adults, an infant, and a four year-old).

In 2007, this was less than \$12.93 per hour; by 2018, it was less than \$16.85 per hour.

The number of low-wage jobs increased by 5% during that period and accounted for more than one-third of Ohio's jobs in 2018.

Even with two earners working full-time, low-wage jobs, it is not only possible but common for households to fall below the ALICE Threshold.

Figure 6.
Number of Jobs by Wage Level, Ohio, 2007–2018



Note: Wage levels are defined by their relation to the Household Survival Budget. Dark blue = Job cannot support family Household Survival Budget with two earners. Light blue = Job supports family Household Survival Budget with two earners. Gold = Job supports family Household Survival Budget with one earner.

Sources: ALICE Household Survival Budget, 2007–2018; Bureau of Labor Statistics, Labor Force Statistics, 2007–2018—Occupational Employment Statistics